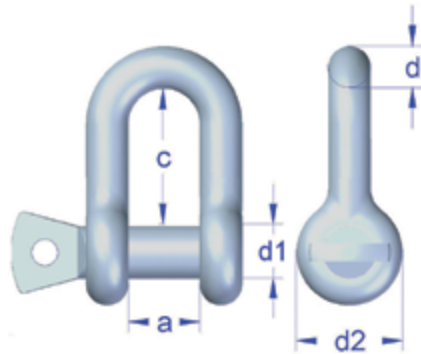


Stainless Steel Shackle No 730 Dee shackle with screw pin

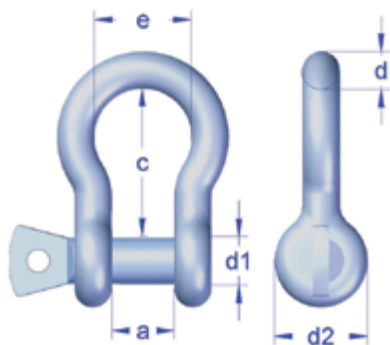
- Material: AISI 316
- Finish: Highly polished
- Design Factor: 6:1
- Documentation: Test certificate supplied upon request.



Stock No.	WLL (t) 6:1	Pin d1 (in)	Nominal Size d (in)	Inner Width a (in)	Inner Length c (in)	Eye Outer d2 (in)	Weight (lb)
A073008S	0.4	0.31	0.31	0.62	1.18	0.62	0.13
A073010S	0.6	0.39	0.39	0.78	1.57	0.78	0.22
A073012S	0.9	0.47	0.47	1.02	1.96	0.94	0.44
A073016S	1.5	0.63	0.51	0.94	2.04	1.33	0.66
A073020S	2.5	0.79	0.62	1.10	2.55	1.57	1.32
A073022S	3.0	0.87	0.74	1.18	2.83	1.88	1.98

Stainless Steel Shackle No 750 Bow shackle with screw pin

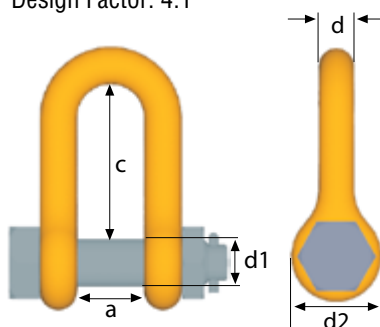
- Material: AISI 316
- Finish: Highly polished
- Design Factor: 6:1
- Documentation: Test certificate supplied upon request.



Stock No.	WLL (t) 6:1	Pin d1 (in)	Nominal Size d (in)	Inner Width a (in)	Inner Length c (in)	Bow Width e (in)	Eye Outer d2 (in)	Weight (lb)
A075008S	0.4	0.31	0.31	0.62	1.18	0.90	0.62	0.15
A075010S	0.6	0.39	0.39	0.78	1.57	1.06	0.78	0.24
A075012S	0.9	0.47	0.47	0.98	1.85	1.45	1.02	0.55
A075016S	1.5	0.63	0.51	0.98	1.85	1.33	1.29	0.72
A075020S	2.5	0.79	0.62	1.10	2.36	1.65	1.57	2.11
A075022S	3.0	0.87	0.74	1.22	2.79	2.00	1.88	2.20

Shackle SA Grade 8

- Material: Alloy steel
- Finish: Painted yellow
- Design Factor: 4:1



Stock No.	Code	WLL (t) 4:1	For Chain Size	Pin d1 (in)	Nominal Size d (in)	Inner Width a (in)	Inner Length c (in)	Eye Outer d2 (in)	Weight (lb)
Z100706	SA-7/8-8	2.0	9/32", 5/16"	0.39	0.31	0.59	1.18	0.78	0.22
Z298728	SA-10-8	3.2	3/8"	0.63	0.51	0.94	2.04	1.33	0.88
Z292528	SA-13-8	5.4	1/2"	0.79	0.62	1.10	2.55	1.57	1.54
Z293024	SA-16-8	8.2	5/8"	0.87	0.70	1.18	2.83	1.81	2.20
Z299622	SA-19-8	11.5	3/4"	1.06	0.86	1.41	3.38	2.04	3.74
Z294122	SA-22-8	15.5	7/8"	1.18	0.98	1.57	3.70	2.36	5.51
Z304328	SA-26-8	21.7	1"	1.54	1.25	1.88	4.56	2.99	11.40

Split pin included