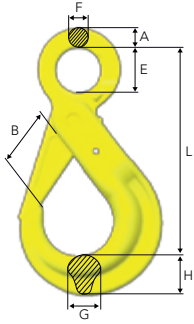


## Safety Hook BK

The "original" safety hook with eye connector

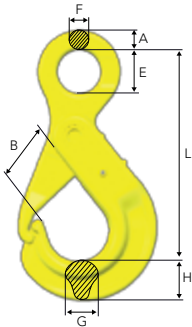


Stock No.	Code	WLL (t)	Dimensions (mm)							Weight (kg)
			A	L	B	E	F	G	H	
Z101108	BK-6-10	1.5	12	109	29	22	10	15	21	0.5
Z101097	BK-7/8-10	2.6	14	138	37	28	11	17	26	0.9
Z101024	BK-10-10	4.0	16	168	45	34	13	21	31	1.5
Z101032	BK-13-10	6.8	20	207	55	44	16	30	40	3.0
Z101040	BK-16-10	10.3	26	254	62	56	20	37	50	5.5
Z101089	BK-18/20-10	16.0	30	289	68	60	22	44	64	9.0
Z101325	BK-22-10	20.0	32	320	80	70	24	50	64	11.3
Z101326	BK-26-10	27.3	35	342	100	80	25	54	68	16.5

4:1 Design Factor Fulfills requirements in: EN 1677:2008 (WLL +25%), ASTM A952/A952M. For larger sizes, see Classic Grade 8.

## Safety Hook OBK

Safety hook with eye connector and grip latch.

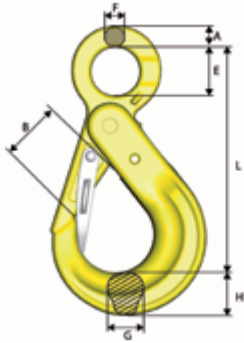


Stock No.	Code	WLL (t)	Dimensions (mm)							Weight (kg)
			A	L	B	E	F	G	H	
Z101048	OBK-6-10	1.5	12	103	26	22	9	15	17	0.4
Z101143	OBK-7/8-10	2.6	14	139	37	28	10	20	22	0.8
Z101145	OBK-10-10	4.0	16	170	47	34	13	22	29	1.3
Z101147	OBK-13-10	6.8	21	206	53	44	15	29	38	2.6
Z101141	OBK-16-10	10.3	26	251	68	56	19	29	45	4.4
Z101240	OBK-18/20-10	16.0	28	293	74	60	22	44	56	8.3

For larger sizes see Classic Grade 8(OBK-22-8). Fulfills requirements in: EN 1677:2008 (WLL +25%), ASTM A952/A952M. 4:1 Design Factor. For larger sizes see Classic Grade 8 (OBK-22-8).

## Safety Hook BKD

Double latch BK-hook with recessed trigger. Should the first hook latch accidentally open, either through direct impact or excessive wear on the trigger, the extra latch is there to retain the load safely. The secondary latch is designed to be easily operated and will not cause inconvenience for the operator.

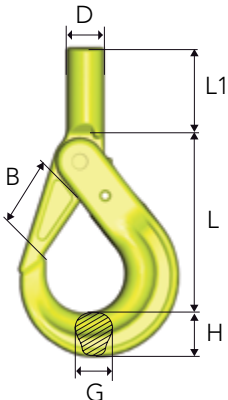


Stock No.	Code	WLL (t)	Dimensions (mm)							Weight (kg)
			A	L	B	E	F	G	H	
Z101154	BKD-13-10	6.8	20	207	44	44	16	30	40	3.2
Z101155	BKD-16-10	10.3	26	254	48	56	20	37	50	5.8
Z101156	BKD-18/20-10	16.0	30	289	52	60	22	46	62	9.1
7295977	BKD-26-10	27.3	35	345	72	80	25	54	68	16.8

4:1 Design Factor. Fulfills requirements in: EN 1677:2008 (WLL +25%), ASTM A952/A952M.

## Shank Safety Hook BKT

Safety hook with shank ready for customized machines.



Stock No.	Code	WLL (t)	Dimensions (mm)							Weight (kg)
			L	B	L1	D	d min	G	H	
Z1011120	BKT-6-10	1.5	89	29	39	20	11	15	21	0.5
Z1011020	BKT-7/8-10	2.6	111	37	47	24	13	17	26	0.9
Z1010690	BKT-10-10	4.0	133	45	51	29	16	21	30	1.6
Z1010710	BKT-13-10	6.8	169	55	68	34	20	30	39	3.2

Fulfills requirements in: EN 1677:2008 (WLL +25%), ASTM A952/A952M.

d min = the smallest permitted shank dimension after machining.

Note! After machining of the shank, proof loading must be carried out.

4:1 Design Factor